

English


Letters

This file is part of the **<http://abc.lamez.org>** project, which is created to help dyslexic people to learn the English alphabet and to write. This document is absolutely free for printing and distribution.

The materials in this documents belong to the author, which are protected by the copyright law.

The found materials are created as supplement to the others that you can find at our website.

The printed materials can be used by schools, organizations and private parties with non-commercial use.





A A A A A A A A A A

A A A A A A A A A A

A A A A A A A A A A

A A A A A A A A A A

A A A A A A A A A A

A A A A A A A A A A

A A A A A A A A A A

A

A

A

A



a a a a a a a a a a a a a a a a

a a a a a a a a a a a a a a a a

a a a a a a a a a a a a a a a a

a a a a a a a a a a a a a a a a

a a a a a a a a a a a a a a a a

a a a a a a a a a a a a a a a a

a a a a a a a a a a a a a a a a

a

a

a

a

B

B B B B B B B B B B

B B B B B B B B B B

B B B B B B B B B B

B B B B B B B B B B

B B B B B B B B B B

B B B B B B B B B B

B B B B B B B B B B

B

B

B

B

b

b b b b b b b b b b b b

b b b b b b b b b b b b

b b b b b b b b b b b b

b b b b b b b b b b b b

b b b b b b b b b b b b

b b b b b b b b b b b b

b b b b b b b b b b b b

b

b

b

b



C C C C C C C C C C

C C C C C C C C C C

C C C C C C C C C C

C C C C C C C C C C

C C C C C C C C C C

C C C C C C C C C C

C C C C C C C C C C

C

C

C

C



c c c c c c c c c c c c c c c c

c c c c c c c c c c c c c c c c

c c c c c c c c c c c c c c c c

c c c c c c c c c c c c c c c c

c c c c c c c c c c c c c c c c

c c c c c c c c c c c c c c c c

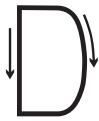
c c c c c c c c c c c c c c c c

c

c

c

c



D D D D D D D D D D

D D D D D D D D D D

D D D D D D D D D D

D D D D D D D D D D

D D D D D D D D D D

D D D D D D D D D D

D D D D D D D D D D

D

D

D

D



d d d d d d d d d d d d

d d d d d d d d d d d d

d d d d d d d d d d d d

d d d d d d d d d d d d

d d d d d d d d d d d d

d d d d d d d d d d d d

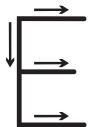
d d d d d d d d d d d d

d

d

d

d

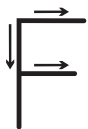


Handwriting practice sheet for the letter 'E'. It features ten rows of three-line guides. The first seven rows contain dashed 'E' characters for tracing. The last three rows contain solid 'E' characters for independent practice.



Handwriting practice sheet for the letter 'e'. It features ten rows of three-line guides. The first seven rows contain dashed 'e' characters for tracing. The last three rows contain solid 'e' characters for independent practice.





Handwriting practice for uppercase letter 'F'. The page contains ten rows of three-line guides. Each row contains ten dashed uppercase 'F' characters for tracing. The first row includes a stroke order diagram. The last four rows (rows 7, 8, 9, and 10) contain only the first dashed 'F' character in each row, followed by blank space for independent practice.



Handwriting practice for lowercase letter 'f'. The page contains ten rows of three-line guides. Each row contains ten dashed lowercase 'f' characters for tracing. The first row includes a stroke order diagram. The last four rows (rows 7, 8, 9, and 10) contain only the first dashed 'f' character in each row, followed by blank space for independent practice.

G

G G G G G G G G G G

G G G G G G G G G G

G G G G G G G G G G

G G G G G G G G G G

G G G G G G G G G G

G G G G G G G G G G

G G G G G G G G G G

G

G

G

G

g

g g g g g g g g g g g g g

g g g g g g g g g g g g g

g g g g g g g g g g g g g

g g g g g g g g g g g g g

g g g g g g g g g g g g g

g g g g g g g g g g g g g

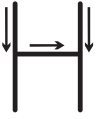
g g g g g g g g g g g g g

g

g

g

g



H H H H H H H H H H

H H H H H H H H H H

H H H H H H H H H H

H H H H H H H H H H

H H H H H H H H H H

H H H H H H H H H H

H H H H H H H H H H

H

H

H

H



h h h h h h h h h h h h h h

h h h h h h h h h h h h h h

h h h h h h h h h h h h h h

h h h h h h h h h h h h h h

h h h h h h h h h h h h h h

h h h h h h h h h h h h h h

h h h h h h h h h h h h h h

h

h

h

h



Handwriting practice sheet for the letter 'I'. The page contains 12 rows of three-line guides. Each row features a series of dashed vertical lines for tracing. The first row contains 12 dashed 'I' characters. The second row contains 12 dashed vertical lines. The third row contains 12 dashed 'I' characters. The fourth row contains 12 dashed vertical lines. The fifth row contains 12 dashed 'I' characters. The sixth row contains 12 dashed vertical lines. The seventh row contains 12 dashed 'I' characters. The eighth row contains 12 dashed vertical lines. The ninth row contains 12 dashed 'I' characters. The tenth row contains 12 dashed vertical lines. The eleventh row contains 12 dashed 'I' characters. The twelfth row contains 12 dashed vertical lines.



Handwriting practice sheet for the letter 'i'. The page contains 12 rows of three-line guides. Each row features a series of dashed vertical lines for tracing. The first row contains 12 dashed 'i' characters. The second row contains 12 dashed vertical lines. The third row contains 12 dashed 'i' characters. The fourth row contains 12 dashed vertical lines. The fifth row contains 12 dashed 'i' characters. The sixth row contains 12 dashed vertical lines. The seventh row contains 12 dashed 'i' characters. The eighth row contains 12 dashed vertical lines. The ninth row contains 12 dashed 'i' characters. The tenth row contains 12 dashed vertical lines. The eleventh row contains 12 dashed 'i' characters. The twelfth row contains 12 dashed vertical lines.

J

J J J J J J J J J J J

J J J J J J J J J J J

J J J J J J J J J J J

J J J J J J J J J J J

J J J J J J J J J J J

J J J J J J J J J J J

J J J J J J J J J J J

J

J

J

J

j

j j j j j j j j j j j

j j j j j j j j j j j

j j j j j j j j j j j

j j j j j j j j j j j

j j j j j j j j j j j

j j j j j j j j j j j

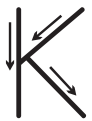
j j j j j j j j j j j

j

j

j

j



K K K K K K K K K K

K K K K K K K K K K

K K K K K K K K K K

K K K K K K K K K K

K K K K K K K K K K

K K K K K K K K K K

K K K K K K K K K K

K

K

K

K



k k k k k k k k k k

k k k k k k k k k k

k k k k k k k k k k

k k k k k k k k k k

k k k k k k k k k k

k k k k k k k k k k



k k k k k k k k k k

k

k

k

k





M M M M M M M M M M

M M M M M M M M M M

M M M M M M M M M M

M M M M M M M M M M

M M M M M M M M M M

M M M M M M M M M M

M M M M M M M M M M

M

M

M

M



m m m m m m m m m m

m m m m m m m m m m

m m m m m m m m m m

m m m m m m m m m m

m m m m m m m m m m

m m m m m m m m m m

m m m m m m m m m m

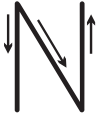
m

m

m

m





N N N N N N N N N N

N N N N N N N N N N

N N N N N N N N N N

N N N N N N N N N N

N N N N N N N N N N

N N N N N N N N N N

N N N N N N N N N N

N

N

N

N



n n n n n n n n n n

n n n n n n n n n n

n n n n n n n n n n

n n n n n n n n n n

n n n n n n n n n n

n n n n n n n n n n

n n n n n n n n n n

n

n

n

n



Handwriting practice for uppercase letter 'O'. The page contains ten rows of three horizontal lines each. The first eight rows each contain ten dashed uppercase 'O's for tracing. The last two rows each contain a single dashed uppercase 'O' for tracing, followed by blank space for independent practice.



Handwriting practice for lowercase letter 'o'. The page contains ten rows of three horizontal lines each. The first eight rows each contain ten dashed lowercase 'o's for tracing. The last two rows each contain a single dashed lowercase 'o' for tracing, followed by blank space for independent practice.



D D D D D D D D D D

D D D D D D D D D D

D D D D D D D D D D

D D D D D D D D D D

D D D D D D D D D D

D D D D D D D D D D

D D D D D D D D D D

D

D

D

D



d d d d d d d d d d

d d d d d d d d d d

d d d d d d d d d d

d d d d d d d d d d

d d d d d d d d d d

d d d d d d d d d d

d d d d d d d d d d

d

d

d

d



Q Q Q Q Q Q Q Q Q Q

Q Q Q Q Q Q Q Q Q Q

Q Q Q Q Q Q Q Q Q Q

Q Q Q Q Q Q Q Q Q Q

Q Q Q Q Q Q Q Q Q Q

Q Q Q Q Q Q Q Q Q Q

Q Q Q Q Q Q Q Q Q Q

Q

Q

Q

Q



q q q q q q q q q q q

q q q q q q q q q q q

q q q q q q q q q q q

q q q q q q q q q q q

q q q q q q q q q q q

q q q q q q q q q q q

q q q q q q q q q q q

q

q

q

q



R R R R R R R R R R

R R R R R R R R R R

R R R R R R R R R R

R R R R R R R R R R

R R R R R R R R R R

R R R R R R R R R R

R R R R R R R R R R

R

R

R

R



r r r r r r r r r r

r r r r r r r r r r

r r r r r r r r r r

r r r r r r r r r r

r r r r r r r r r r

r r r r r r r r r r

r r r r r r r r r r

r

r

r

r

S

Handwriting practice sheet for uppercase letter 'S'. The page contains ten rows of handwriting lines. The first eight rows each contain ten dashed uppercase 'S' characters for tracing. The last two rows each contain a single dashed uppercase 'S' character for tracing. The remaining space in each row is blank for independent practice.

S

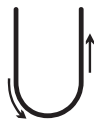
Handwriting practice sheet for lowercase letter 's'. The page contains ten rows of handwriting lines. The first eight rows each contain ten dashed lowercase 's' characters for tracing. The last two rows each contain a single dashed lowercase 's' character for tracing. The remaining space in each row is blank for independent practice.



Handwriting practice for the letter 't'. The page contains ten rows of three-line guides. Each row starts with a dashed 't' for tracing, followed by a solid 't' for copying, and then a blank space for independent practice. The first row is a full-width dashed 't' for tracing. The second row is a full-width solid 't' for copying. The remaining eight rows each contain a dashed 't', a solid 't', and a blank space.



Handwriting practice for the cursive letter 't'. The page contains ten rows of three-line guides. Each row starts with a dashed cursive 't' for tracing, followed by a solid cursive 't' for copying, and then a blank space for independent practice. The first row is a full-width dashed cursive 't' for tracing. The second row is a full-width solid cursive 't' for copying. The remaining eight rows each contain a dashed cursive 't', a solid cursive 't', and a blank space.



Uppercase letter 'U' tracing practice. The page contains ten rows of handwriting lines. Each row consists of four horizontal lines: a top line, a middle line, a baseline, and a descender line. The first nine rows each contain ten dashed uppercase 'U's for tracing. The tenth row contains a single dashed uppercase 'U' at the beginning, followed by blank space for independent practice.



Lowercase letter 'u' tracing practice. The page contains ten rows of handwriting lines. Each row consists of four horizontal lines: a top line, a middle line, a baseline, and a descender line. The first nine rows each contain ten dashed lowercase 'u's for tracing. The tenth row contains a single dashed lowercase 'u' at the beginning, followed by blank space for independent practice.





V V V V V V V V V V

V V V V V V V V V V

V V V V V V V V V V

V V V V V V V V V V

V V V V V V V V V V

V V V V V V V V V V

V V V V V V V V V V

V

V

V

V



V V

V V

V V

V V

V V

V V

V V

V

V

V

V



W W W W W W W W W W

W W W W W W W W W W

W W W W W W W W W W

W W W W W W W W W W

W W W W W W W W W W

W W W W W W W W W W

W W W W W W W W W W

W

W

W

W



w w w w w w w w w w

w w w w w w w w w w

w w w w w w w w w w

w w w w w w w w w w

w w w w w w w w w w

w w w w w w w w w w

w w w w w w w w w w

w

w

w

w



Handwriting practice sheet for the letter 'X'. The page is divided into 10 rows. Each row consists of four horizontal lines. The first row of each set contains ten dashed 'X' characters for tracing. The remaining three lines of each set are blank for independent practice. The first row of the entire page is a solid line.



Handwriting practice sheet for the letter 'X'. The page is divided into 10 rows. Each row consists of four horizontal lines. The first row of each set contains ten dashed 'X' characters for tracing. The remaining three lines of each set are blank for independent practice. The first row of the entire page is a solid line.



Handwriting practice for uppercase letter 'Y'. The page contains ten rows of three-line guides. Each row starts with ten dashed 'Y's for tracing, followed by a blank space for independent practice. The first four rows each contain a single dashed 'Y' at the beginning of the row for tracing, followed by a blank space for independent practice.



Handwriting practice for lowercase letter 'y'. The page contains ten rows of three-line guides. Each row starts with ten dashed 'y's for tracing, followed by a blank space for independent practice. The first four rows each contain a single dashed 'y' at the beginning of the row for tracing, followed by a blank space for independent practice.

